

Bow Wow

By Cindy Mccoy

Cindy Mccoy's **Bow Wow Kennel Quilt** is designed to fit perfectly into a small dog kennel. This little quilt is easily made from your stash in no time at all, and is sure to make you smile!

Make one for your pet, and then make another to donate to a local animal shelter in your area.

If you are designing your own, be sure to check out the **Guidelines for Small Kennel Quilts** on the next page to create a safe quilt for pets!

— Kennel Quilts

Materials:

Use pre-washed, 100% cotton fabrics and batting.

24 (twenty-four) 3-1/2" squares in various red and grey fabrics for background

8-1/2" x 11" piece of off-white fabric for bone

12-1/2" x 18-1/2" rectangle of fabric for backing

12-1/2" x 18-1/2" rectangle of batting

8-1/2" x 11" piece of freezer paper



Directions:

Sew pieces right sides together using a 1/4" seam and a small stitch length (e.g. 14 stitches/inch).

1. Lay out the 24 red and grey squares in 4 rows of 6 squares each, as shown in the layout and quilting diagram. Sew each row of 6 squares together. Press the seams in alternating directions for each row. Sew the rows together to complete the pieced background. Press the seams in one direction.

2. Print the **Bow Wow** template found on the third page. Trace the bone onto freezer paper. Cut out 1/4" beyond the line.

3. Iron the freezer paper template to the right side of the appropriate fabric piece. Cut the piece out on the line.

4. Remove the freezer paper from the fabric bone.

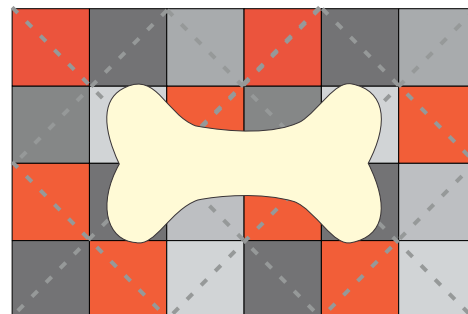
5. Center the bone on the pieced background and pin in place.



Bow Wow Kennel Quilt

12" x 18"

Bow Wow Layout and Quilting Diagram



6. Secure the bone to the background using a small hem or satin stitch that overlaps the raw edges of the appliqué.

7. Place the quilt backing right side up on a flat surface. With right sides together, align the raw edges of the quilt top and the quilt backing. Place the batting on top of the quilt top, again aligning the raw edges. Pin in place.

8. Sew the top and backing together leaving a 10" opening for turning. Make sure to catch the batting when stitching. Backstitch on either side of the opening. Trim corners.

9. Turn the quilt right side out. Carefully poke out the corners. Whipstitch the opening closed with small, tight stitches. Press.

10. Quilt in a simple pattern to keep the batting in place. See diagram above.

Guidelines for Small Kennel Quilts:

- ▶ Materials used should be 100% cotton (biodegradable).
- ▶ Pre-wash fabrics (pets can have allergies just like humans).
- ▶ Finished size should be 12" x 18". This fits the most commonly used small kennel used at shelters.
- ▶ When piecing, use a small stitch length (e.g. 14 stitches/inch).
- ▶ Do not use binding as it can be hazardous to pets if it becomes loose. Layer, sew around the edge using a small stitch length, and turn quilts pillow-cover style. Whipstitch the opening with small, tight stitches.
- ▶ Use only simple appliqués that are secured with tight stitches along the edges. Avoid using fusibles.
- ▶ Keep the quilting simple and use small tight quilting stitches that won't catch on pet claws. Do not tie quilts as the ends can get caught in claws or chewed off.
- ▶ Do not use any metallic threads or other embellishments (e.g. beads, charms, buttons, ribbons, lace, trims, etc.) of any kind. Do not add handles or loops to the quilt.

Kennel Quilts

Kennel Quilts and **Petfinder Foundation** have joined together to help the animal victims of disasters. When Hurricane Sandy hit the East Coast (2012), **Petfinder Foundation** was there. Seeing a need for the animals and shelters that were affected by this storm, they contacted **Kennel Quilts** and asked for Kennel Quilts for various shelters.

Kennel Quilts is a volunteer organization that is available when disasters strike. It is a way to join a larger effort to help our animal friends in times of need by doing what we love.

Be part of the team that helps animals in disasters.

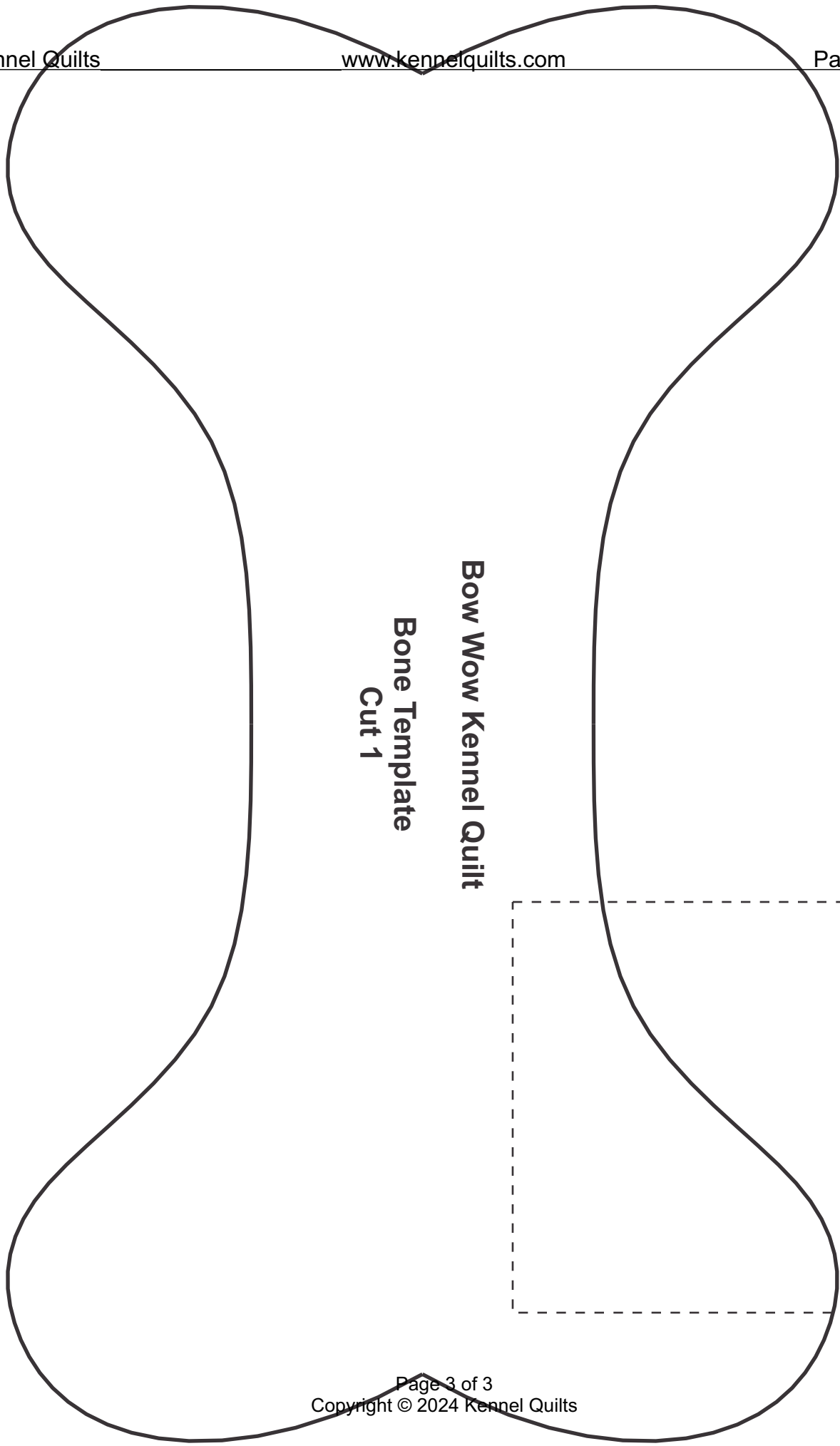
Kennel Quilts USA: www.kennelquilts.com

Kennel Quilts Canada: <https://www.facebook.com/groups/854699153252365>

Petfinder
FOUNDATION


HELP A HOMELESS
PET





Bow Wow Kennel Quilt

**Bone Template
Cut 1**



3-inch Test Square